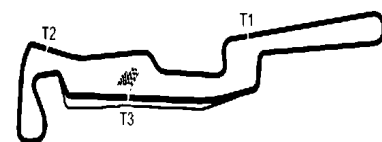


TEST UFFICIALI 500 ABARTH

09/04/2014



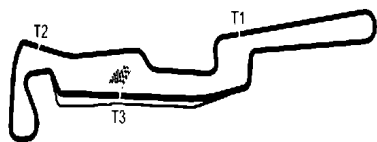
ANALISI DEI TEMPI SESSIONE DI PROVA 2

GIRO SETT.2 FINISH TEMPO GIRO SETT.2 FINISH TEMPO GIRO SETT.2 FINISH TEMPO

8 MONETTI

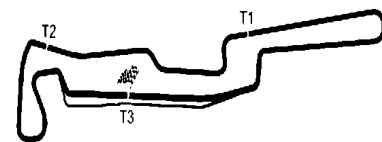
C&C RACING FIAT 500 ABA

1)	29'24.553	24.643	1'18.214
2)	51.963	24.531	1'16.494
3)	51.915	29.788	1'21.703 B
4)	20'42.964	29.987	21'12.951
5)	1'01.494	26.448	1'27.942
6)	53.942	24.976	1'18.918
7)	52.451	25.387	1'17.838
8)	52.610	25.053	1'17.663
9)	52.881	25.389	1'18.270
10)	51.903	24.908	1'16.811
11)	52.666	25.161	1'17.827
12)	51.941	25.141	1'17.082
13)	52.305	25.172	1'17.477
14)	52.112	24.783	1'16.895
15)	52.073	24.711	1'16.784
16)	1'04.804	33.474	1'38.278 B
17)	4'13.199	28.486	4'41.685
18)	53.653	24.971	1'18.624
19)	53.033	24.973	1'18.006
20)	52.439	25.317	1'17.756
21)	53.598	24.816	1'18.414
22)	51.958	31.791	1'23.749 B
23)	35'58.063	31.225	36'29.288
24)	1'01.032	28.114	1'29.146
25)	1'15.509	29.022	1'44.531
26)	57.758	27.691	1'25.449
27)	1'01.304	25.662	1'26.966
28)	54.791	25.303	1'20.094
29)	53.105	25.205	1'18.310
30)			6'51.058 B
31)	45'52.123	29.368	46'21.491
32)	58.939	31.973	1'30.912 B
33)	4'39.625	26.955	5'06.580
34)	53.911	25.334	1'19.245



TEST UFFICIALI 500 ABARTH

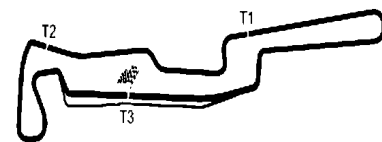
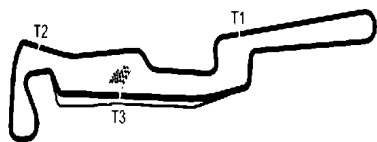
09/04/2014



ANALISI DEI TEMPI SESSIONE DI PROVA 2

GIRO	SETT.2	FINISH	TEMPO	GIRO	SETT.2	FINISH	TEMPO	GIRO	SETT.2	FINISH	TEMPO
<hr/>				46)	3'00.863	24.355	3'25.218				
12 ANSELMU Luca				47)	51.150	24.040	1'15.190				
TEAM FORZA		FIAT 500 ABA		48)	50.678	23.994	1'14.672				
<hr/>				49)	50.996	23.952	1'14.948				
1)	21'10.070	24.736	1'21.215	50)	57.544	24.916	1'22.460				
2)	53.523	25.152	1'18.675	51)	50.677	24.703	1'15.380				
3)	53.615	24.572	1'18.187	52)	51.031	24.457	1'15.488				
4)	52.074	24.621	1'16.695	53)	50.931	24.034	1'14.965				
5)	51.833	24.427	1'16.260	54)	51.037	29.288	1'20.325				
6)	1'05.070	38.657	1'43.727 B	55)	1'22.962	36.943	1'59.905 B				
7)	2'58.139	24.549	3'22.688	56)	8'56.383	25.305	9'21.688				
8)	51.739	24.498	1'16.237								
9)	1'09.129	37.464	1'46.593 B								
10)	13'22.788	27.969	13'50.757								
11)	52.568	24.407	1'16.975								
12)	51.664	24.361	1'16.025								
13)	51.635	24.309	1'15.944								
14)	51.350	24.474	1'15.824								
15)	51.495	24.346	1'15.841								
16)	51.297	24.388	1'15.685								
17)	52.861	24.652	1'17.513								
18)	51.277	24.435	1'15.712								
19)	1'12.359	33.315	1'45.674 B								
20)	5'46.514	24.531	6'11.045								
21)	51.298	24.480	1'15.778								
22)	51.228	24.436	1'15.664								
23)	51.275	24.860	1'16.135								
24)	51.519	24.405	1'15.924								
25)	56.860	24.650	1'21.510								
26)	51.051	24.378	1'15.429								
27)	50.976	42.790	1'33.766 B								
28)	6'09.855	25.688	6'35.543								
29)	51.356	24.454	1'15.810								
30)	51.248	24.628	1'15.876								
31)	51.320	24.433	1'15.753								
32)	51.273	24.601	1'15.874								
33)	56.618	34.417	1'31.035 B								
34)	56'24.212	28.456	56'52.668								
35)	1'00.978	25.858	1'26.836								
36)	53.132	24.575	1'17.707								
37)	51.510	24.047	1'15.557								
38)	51.166	24.001	1'15.167								
39)	54.739	32.134	1'26.873 B								
40)	2'32.003	24.107	2'56.110								
41)	51.123	24.093	1'15.216								
42)	51.031	24.068	1'15.099								
43)	50.929	23.971	1'14.900								
44)	51.077	24.223	1'15.300								
45)	58.808	33.062	1'31.870 B								

TEST UFFICIALI 500 ABARTH
09/04/2014



ANALISI DEI TEMPI SESSIONE DI PROVA 2

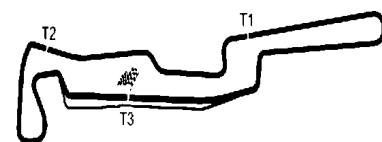
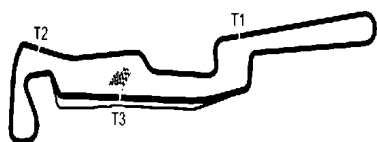
GIRO SETT.2 FINISH TEMPO GIRO SETT.2 FINISH TEMPO GIRO SETT.2 FINISH TEMPO

16 FISHERMANN

BELL SPEED FIAT 500 ABA

1)	2'10.392	25.690	1'19.782
2)	53.644	25.238	1'18.882
3)	52.804	25.178	1'17.982
4)	52.584	32.018	1'24.602 B
5)	4'32.151	25.748	4'57.899
6)	52.758	25.287	1'18.045
7)	52.738	24.980	1'17.718
8)	52.716	24.832	1'17.548
9)	53.139	25.037	1'18.176
10)	52.230	25.043	1'17.273
11)	53.129	31.527	1'24.656 B
12)	2'29.885	25.617	2'55.502
13)	53.031	25.583	1'18.614
14)	52.716	25.498	1'18.214
15)	52.545	25.918	1'18.463
16)	52.624	25.159	1'17.783
17)	52.913	25.001	1'17.914
18)	52.726	24.904	1'17.630
19)	52.329	25.484	1'17.813
20)	52.397	25.582	1'17.979

TEST UFFICIALI 500 ABARTH
09/04/2014



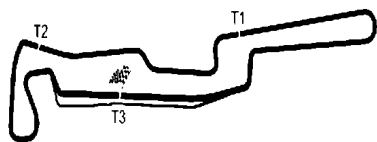
ANALISI DEI TEMPI SESSIONE DI PROVA 2

GIRO SETT.2 FINISH TEMPO GIRO SETT.2 FINISH TEMPO GIRO SETT.2 FINISH TEMPO

22 MONCINI

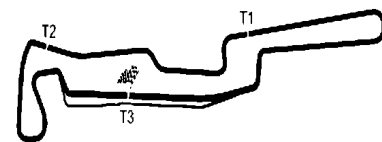
V-ACTION FIAT 500 ABA

1)	07'17.595	25.250	1'20.624
2)	52.048	24.917	1'16.965
3)	51.999	24.693	1'16.692
4)	51.545	24.822	1'16.367
5)	51.758	24.642	1'16.400
6)	51.407	24.753	1'16.160
7)	53.186	30.149	1'23.335 B
8)	6'55.440	25.460	7'20.900
9)	51.450	24.584	1'16.034
10)	51.961	24.633	1'16.594
11)	51.396	24.816	1'16.212
12)	51.730	24.631	1'16.361
13)	51.337	24.759	1'16.096
14)	51.572	24.617	1'16.189
15)	52.745	36.239	1'28.984 B



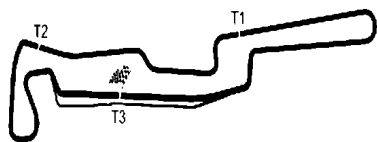
TEST UFFICIALI 500 ABARTH

09/04/2014



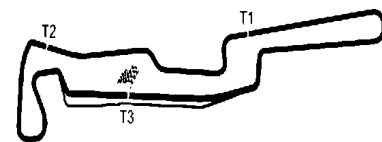
ANALISI DEI TEMPI SESSIONE DI PROVA 2

GIRO	SETT.2	FINISH	TEMPO	GIRO	SETT.2	FINISH	TEMPO	GIRO	SETT.2	FINISH	TEMPO
35 STORTI Franco				46)	54.389	25.940	1'20.329				
FORZA SERVIC FIAT 500 ABA				47)	53.687	25.178	1'18.865				
				48)	53.984	25.372	1'19.356				
				49)	53.580	25.403	1'18.983				
1)	23'51.581	27.796	1'28.358	50)	53.961	25.351	1'19.312				
2)	57.573	27.947	1'25.520	51)	57.539	32.907	1'30.446 B				
3)	57.080	26.544	1'23.624	52)	3'01.696	27.424	3'29.120				
4)	57.493	26.311	1'23.804	53)	55.466	26.316	1'21.782				
5)			1'31.863 B	54)	55.551	25.737	1'21.288				
6)	2'15.657	26.039	2'41.696	55)	38.724	32.373	1'11.097 B				
7)			1'44.139 B	56)	44'33.885	30.193	45'04.078				
8)	14'19.856	29.594	14'49.450	57)	58.796	27.901	1'26.697				
9)	56.798	26.248	1'23.046	58)	56.009	26.281	1'22.290				
10)	55.615	25.830	1'21.445	59)	54.786	25.774	1'20.560				
11)	54.996	25.840	1'20.836	60)	54.735	25.518	1'20.253				
12)	55.092	25.782	1'20.874								
13)			1'20.659								
14)	55.410	26.047	1'21.457								
15)	57.121	33.275	1'30.396 B								
16)	4'32.413	26.961	4'59.374								
17)	55.881	26.066	1'21.947								
18)			1'20.049								
19)			1'19.620								
20)	54.269	25.537	1'19.806								
21)	54.614	26.027	1'20.641								
22)	54.099	25.594	1'19.693								
23)	53.998	25.469	1'19.467								
24)			1'34.744 B								
25)			4'31.468								
26)			1'41.717 B								
27)	5'50.407	27.105	6'17.512								
28)	54.387	25.817	1'20.204								
29)			1'20.133								
30)	54.118	25.588	1'19.706								
31)	53.739	25.725	1'19.464								
32)	53.483	25.397	1'18.880								
33)	53.492	25.270	1'18.762								
34)	54.010	25.351	1'19.361								
35)	53.956	25.424	1'19.380								
36)	57.532	27.406	1'24.938								
37)	59.074	36.591	1'35.665 B								
38)	54'43.050	28.407	55'11.457								
39)	58.592	27.046	1'25.638								
40)	57.091	26.251	1'23.342								
41)	54.536	25.676	1'20.212								
42)	53.607	26.813	1'20.420								
43)	55.185	31.186	1'26.371 B								
44)	3'38.434	26.672	4'05.106								
45)	54.893	25.625	1'20.518								



TEST UFFICIALI 500 ABARTH

09/04/2014



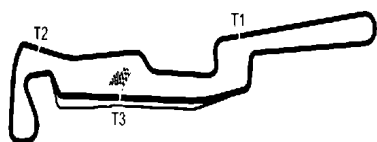
ANALISI DEI TEMPI SESSIONE DI PROVA 2

GIRO SETT.2 FINISH TEMPO GIRO SETT.2 FINISH TEMPO GIRO SETT.2 FINISH TEMPO

36 MONCINI

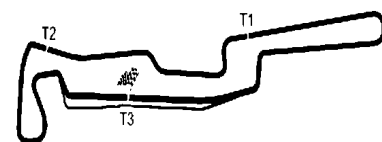
V-ACTION FIAT 500 ABA

1)	23'28.037	25.742	1'21.822
2)	52.459	34.044	1'26.503 B
3)	14'58.283	24.695	15'22.978
4)	51.771	24.597	1'16.368
5)	51.292	24.391	1'15.683
6)	52.474	24.616	1'17.090
7)	51.268	24.886	1'16.154
8)	51.664	24.487	1'16.151
9)	51.492	24.600	1'16.092
10)	51.582	24.506	1'16.088
11)	51.794	34.167	1'25.961 B
12)	32'16.246	29.478	32'45.724
13)	21'05.824	25.374	21'31.198
14)	52.641	25.429	1'18.070
15)	1'00.662	24.451	1'25.113
16)	51.409	24.069	1'15.478
17)	51.207	25.415	1'16.622
18)	50.862	24.343	1'15.205
19)	51.093	24.727	1'15.820
20)	51.102	24.263	1'15.365
21)	51.324	35.451	1'26.775 B



TEST UFFICIALI 500 ABARTH

09/04/2014



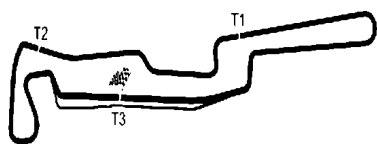
ANALISI DEI TEMPI SESSIONE DI PROVA 2

GIRO SETT.2 FINISH TEMPO GIRO SETT.2 FINISH TEMPO GIRO SETT.2 FINISH TEMPO

41 DE TOFFOLI Marco

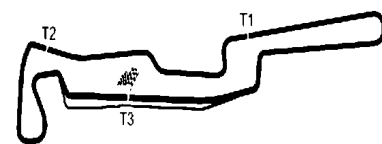
ZATTI SPORT FIAT 500 ABA

1)	30'27.965	30.453	1'40.361
2)			1'29.953
3)	59.214	43.627	1'42.841 B
4)			17'39.155
5)	1'01.743	27.006	1'28.749
6)	56.983	26.754	1'23.737
7)	56.059	26.246	1'22.305
8)	55.928	26.271	1'22.199
9)	56.179	30.533	1'26.712
10)			1'26.574
11)	57.476	26.036	1'23.512
12)	55.237	25.960	1'21.197
13)	58.845	26.181	1'25.026
14)	55.811	26.458	1'22.269
15)	55.787	25.902	1'21.689
16)	55.429	26.015	1'21.444
17)	55.653	26.353	1'22.006
18)	55.282	26.149	1'21.431
19)	57.083	25.643	1'22.726
20)	54.844	25.693	1'20.537
21)	54.602	25.628	1'20.230
22)	1'16.890	39.207	1'56.097 B



TEST UFFICIALI 500 ABARTH

09/04/2014



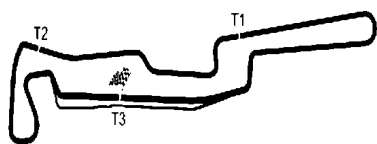
ANALISI DEI TEMPI SESSIONE DI PROVA 2

GIRO SETT.2 FINISH TEMPO GIRO SETT.2 FINISH TEMPO GIRO SETT.2 FINISH TEMPO

43 BUFFOLI Manuel

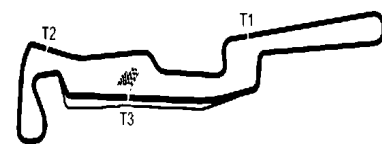
C&C RACING FIAT 500 ABA

1)	29'11.686	24.577	1'17.827
2)	52.254	24.895	1'17.149
3)	51.453	24.663	1'16.116
4)	51.385	24.146	1'15.531
5)	54.363	38.682	1'33.045 B
6)	14'01.622	24.278	14'25.900
7)	51.860	24.389	1'16.249
8)	51.856	24.239	1'16.095
9)	51.332	24.514	1'15.846
10)	51.038	24.073	1'15.111
11)	1'07.718	34.472	1'42.190 B
12)	2'17.766	27.296	2'45.062
13)	53.533	24.193	1'17.726
14)	51.231	24.185	1'15.416
15)	1'00.732	28.624	1'29.356 B
16)	8'31.653	24.267	8'55.920
17)	51.173	24.185	1'15.358
18)	51.190	24.202	1'15.392
19)	51.359	24.301	1'15.660
20)	51.247	24.114	1'15.361
21)	51.101	24.360	1'15.461
22)	1'06.115	26.296	1'32.411
23)	51.129	24.577	1'15.706
24)	1'00.027	33.107	1'33.134 B
25)	06'16.098	29.061	:06'45.159 B
26)	3'53.082	24.680	4'17.762
27)	52.009	24.447	1'16.456
28)	51.949	24.328	1'16.277
29)	52.542	24.223	1'16.765
30)	51.686	24.149	1'15.835
31)	51.195	24.163	1'15.358
32)	51.750	24.243	1'15.993
33)	57.161	25.186	1'22.347
34)	50.826	24.957	1'15.783
35)	1'03.234	34.751	1'37.985 B
36)	4'01.057	25.324	4'26.381
37)	51.556	24.355	1'15.911
38)	51.246	24.378	1'15.624
39)	51.441	24.455	1'15.896
40)	51.197	24.453	1'15.650
41)	51.366	24.239	1'15.605
42)	1'04.540	36.828	1'41.368 B



TEST UFFICIALI 500 ABARTH

09/04/2014



ANALISI DEI TEMPI SESSIONE DI PROVA 2

GIRO SETT.2 FINISH TEMPO GIRO SETT.2 FINISH TEMPO GIRO SETT.2 FINISH TEMPO

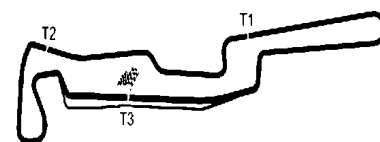
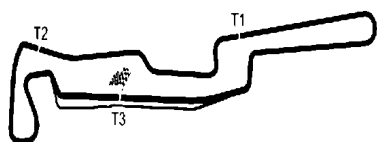
45 CAMPANI Alex

C&C RACING FIAT 500 ABA

1)	49'32.320	24.631	1'17.790
2)	51.918	24.199	1'16.117
3)	51.358	24.432	1'15.790
4)	51.226	24.657	1'15.883
5)	51.430	24.345	1'15.775
6)	51.242	24.211	1'15.453
7)	51.242	24.174	1'15.416
8)	52.373	27.252	1'19.625
9)	1'16.716	28.986	1'45.702
10)	51.591	24.365	1'15.956
11)	54.006	30.132	1'24.138 B
12)	8'43.409	24.434	9'07.843
13)	51.842	24.281	1'16.123
14)	51.696	24.272	1'15.968
15)	51.579	24.531	1'16.110
16)	51.598	24.335	1'15.933
17)	1'04.077	32.428	1'36.505 B
18)	07'48.586	25.417	:08'14.003
19)	52.711	24.326	1'17.037
20)	51.400	24.278	1'15.678
21)	51.518	24.178	1'15.696
22)	51.479	24.338	1'15.817
23)	51.279	24.289	1'15.568
24)	51.523	24.256	1'15.779
25)	55.585	29.561	1'25.146 B
26)	6'44.375	24.565	7'08.940
27)	55.152	25.421	1'20.573
28)	53.903	29.213	1'23.116 B
29)	5'55.507	35.713	6'31.220
30)	51.428	25.101	1'16.529
31)	51.505	24.388	1'15.893
32)	51.524	24.218	1'15.742
33)	56.308	30.958	1'27.266 B
34)	3'09.255	25.261	3'34.516
35)	52.272	24.359	1'16.631
36)	52.287	24.411	1'16.698
37)	1'01.597	31.375	1'32.972 B

TEST UFFICIALI 500 ABARTH

09/04/2014



ANALISI DEI TEMPI SESSIONE DI PROVA 2

GIRO SETT.2 FINISH TEMPO

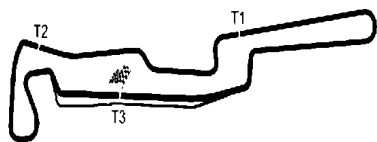
GIRO SETT.2 FINISH TEMPO

GIRO SETT.2 FINISH TEMPO

47 PAJURANTA Juuso

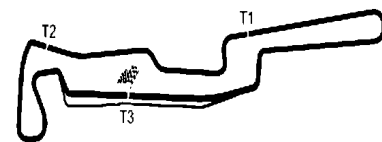
V-ACTION FIAT 500 ABA

1)	20'17.278	25.783	1'21.731
2)	54.388	25.262	1'19.650
3)	53.566	25.140	1'18.706
4)	53.617	25.276	1'18.893
5)	53.550	25.372	1'18.922
6)	53.797	25.201	1'18.998
7)	53.596	25.113	1'18.709
8)	53.318	26.063	1'19.381
9)	53.386	25.246	1'18.632
10)	53.441	25.485	1'18.926
11)	55.595	45.169	1'40.764 B
12)	14'32.556	26.204	14'58.760
13)	53.969	25.263	1'19.232
14)	54.514	25.247	1'19.761
15)	54.423	25.429	1'19.852
16)	53.673	25.350	1'19.023
17)	53.713	25.510	1'19.223
18)	53.693	25.270	1'18.963
19)	53.768	29.586	1'23.354 B
20)	9'43.467	25.959	10'09.426
21)	53.552	25.256	1'18.808
22)	53.464	25.209	1'18.673
23)	53.542	25.135	1'18.677
24)	53.772	25.151	1'18.923
25)	53.431	25.214	1'18.645
26)	53.223	25.317	1'18.540
27)	54.004	31.053	1'25.057 B
28)	13'33.887	29.410	:14'03.297
29)	58.739	25.796	1'24.535
30)	53.981	25.039	1'19.020
31)	54.300	24.994	1'19.294
32)	54.904	28.605	1'23.509 B
33)	45'44.541	27.250	46'11.791



TEST UFFICIALI 500 ABARTH

09/04/2014

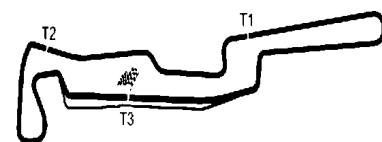
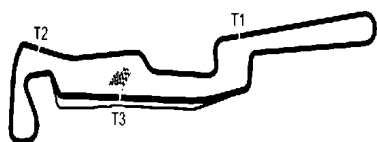


ANALISI DEI TEMPI SESSIONE DI PROVA 2

GIRO	SETT.2	FINISH	TEMPO	GIRO	SETT.2	FINISH	TEMPO	GIRO	SETT.2	FINISH	TEMPO
49 IURA				46)	53.103	25.019	1'18.122				
TEAM FORZA FIAT 500 ABA				47)	53.438	25.137	1'18.575				
				48)	54.757	33.102	1'27.859 B				
				49)	16'12.788	26.404	16'39.192				
1)	18'57.005	27.828	1'27.203	50)	54.926	24.894	1'19.820				
2)	58.671	27.393	1'26.064	51)	53.111	24.987	1'18.098				
3)	58.322	27.702	1'26.024	52)	59.330	25.879	1'25.209				
4)	58.336	27.704	1'26.040	53)	53.464	25.257	1'18.721				
5)	58.099	27.435	1'25.534	54)	53.018	25.216	1'18.234				
6)	57.920	27.424	1'25.344	55)	53.529	25.262	1'18.791				
7)	57.530	27.267	1'24.797	56)	53.876	33.323	1'27.199 B				
8)	57.529	26.933	1'24.462	57)	10'29.937	26.223	10'56.160				
9)	57.308	27.057	1'24.365	58)	54.651	25.237	1'19.888				
10)	56.812	33.371	1'30.183 B	59)	53.615	26.402	1'20.017				
11)	16'10.736	27.459	16'38.195	60)	53.273	25.246	1'18.519				
12)	56.583	26.161	1'22.744	61)	53.216	25.203	1'18.419				
13)	58.528	26.031	1'24.559								
14)	54.441	25.756	1'20.197								
15)	54.492	28.623	1'23.115								
16)	55.758	25.849	1'21.607								
17)	54.446	25.283	1'19.729								
18)	54.690	33.922	1'28.612 B								
19)	2'43.645	25.672	3'09.317								
20)	54.484	25.596	1'20.080								
21)	54.896	25.254	1'20.150								
22)	53.318	25.243	1'18.561								
23)	53.141	25.789	1'18.930								
24)	53.091	25.298	1'18.389								
25)	53.409	25.357	1'18.766								
26)	52.907	25.061	1'17.968								
27)	53.686	33.539	1'27.225 B								
28)	17'21.456	27.953	17'49.409								
29)	1'14.863	28.511	1'43.374								
30)	1'01.329	27.458	1'28.787								
31)	58.899	27.768	1'26.667								
32)	1'01.074	28.090	1'29.164								
33)	59.504	32.044	1'31.548 B								
34)	5'22.349	27.536	5'49.885								
35)	57.396	26.796	1'24.192								
36)	57.406	27.300	1'24.706								
37)	56.877	26.703	1'23.580								
38)	56.581	32.288	1'28.869 B								
39)	15'11.976	26.702	15'38.678								
40)	54.927	25.494	1'20.421								
41)	8'09.416	25.624	8'35.040								
42)	55.080	25.430	1'20.510								
43)	1'11.208	25.452	1'36.660								
44)	53.478	24.998	1'18.476								
45)	52.972	24.798	1'17.770								

TEST UFFICIALI 500 ABARTH

09/04/2014



ANALISI DEI TEMPI SESSIONE DI PROVA 2

GIRO SETT.2 FINISH TEMPO GIRO SETT.2 FINISH TEMPO GIRO SETT.2 FINISH TEMPO

64 ARRIGOSI Matteo

TEAM FORZA FIAT 500 ABA

1)	22'44.510	27.300	1'29.074
2)	56.472	26.541	1'23.013
3)	54.831	25.786	1'20.617
4)	53.962	25.513	1'19.475
5)	53.920	25.616	1'19.536
6)	53.762	25.330	1'19.092
7)	53.553	25.476	1'19.029
8)	53.862	28.851	1'22.713 B
9)	15'46.644	26.086	16'12.730
10)	53.802	25.432	1'19.234
11)	53.665	25.483	1'19.148
12)	53.258	25.575	1'18.833
13)	53.557	25.228	1'18.785
14)	53.418	25.276	1'18.694
15)	53.297	25.427	1'18.724
16)	53.297	25.428	1'18.725
17)	53.281	25.503	1'18.784
18)	53.565	25.515	1'19.080
19)	53.155	25.369	1'18.524
20)	56.116	30.477	1'26.593 B
21)	3'05.702	25.556	3'31.258
22)	53.546	25.466	1'19.012
23)	54.263	25.595	1'19.858
24)	53.485	25.497	1'18.982
25)	53.449	25.672	1'19.121
26)	53.577	29.114	1'22.691 B
27)	35'41.953	28.727	36'10.680
28)	56.038	26.198	1'22.236
29)	54.205	25.916	1'20.121
30)	53.902	25.391	1'19.293
31)	53.562	25.820	1'19.382
32)	53.447	25.545	1'18.992
33)	53.469	25.540	1'19.009
34)	53.411	26.048	1'19.459
35)	53.399	25.468	1'18.867
36)	53.577	25.376	1'18.953
37)	53.229	25.449	1'18.678
38)	1'00.129	32.447	1'32.576 B

Esposta ore:

Il DSC: Rapi Andrea